

DENON®

DENON HOME AMP
Wireless Streaming Amplifier

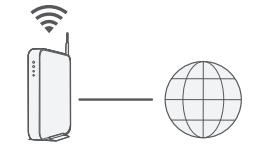
Quick Start Guide

Before you begin

The DENON HOME AMP is designed to add HEOS multi-room audio functionality to your favorite pair of speakers.



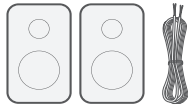
Make sure you have the following items in working order:



Wi-Fi Router
Internet Connection



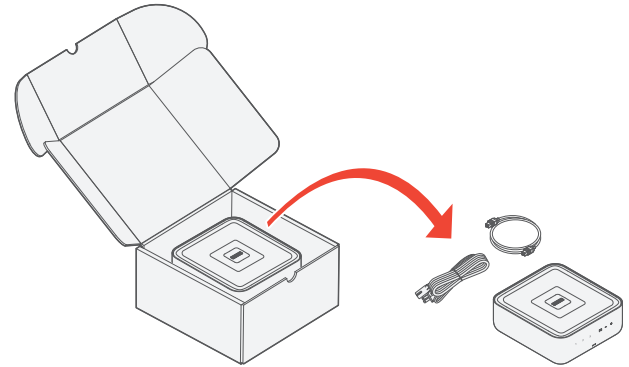
Apple iOS or Android
mobile device connected
to your network



Speakers &
Speaker Wires

STEP 1: Unpack

Carefully unpack your new DENON HOME AMP.



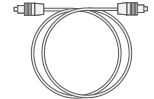
Verify that the following items are included in the box.



DENON HOME AMP



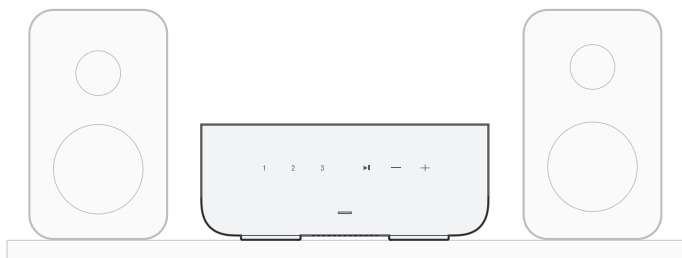
Power cord



Optical cable

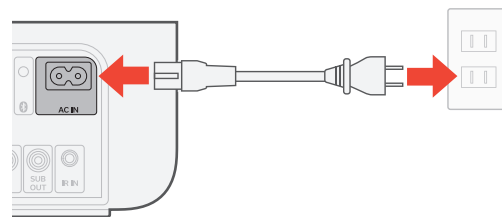
STEP 2: Place

Place the DENON HOME AMP at a convenient location near your speakers in your home.



STEP 3: Connect

Connect the power cord.

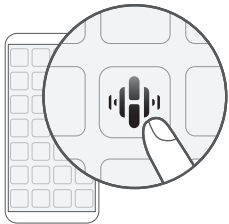


STEP 4: Control



- 1 Download the HEOS app.
Go to the Apple App Store, Google Play or Amazon App Store and search for "HEOS" to download and install.



- 2 Launch the HEOS app and follow the instructions in the app.



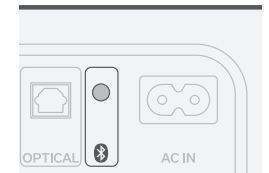
STEP 5: Add Device

- 1 
- 2 

ENJOY!

OPTIONAL: Bluetooth

1. Activate the Bluetooth setting on your mobile device.
2. Press and hold the Bluetooth button (ⓑ) located on the back of the DENON HOME AMP for 3 seconds and release the button when you see a pattern of two green flashes on the status LED.
3. Select "Denon Home Amp" from the list of available Bluetooth devices.



Contact Denon

 **(855) 499 2820**

We hope you will enjoy your Denon product for years to come. If you ever have any question or need any support, just get in touch via the free helpline. We are happy if you are happy.

In case you can't reach the helpline please check the support section on **www.denon.com** for more information.

Owner's manual

Refer to the online manual for other functions, information and operation procedure details.

manuals.denon.com/DenonHomeAmp/ALL/EN/



Trademark information



Apple, AirPlay, iPad, iPad Air, iPad Pro, iPhone and Mac are trademarks of Apple Inc., registered in the U.S. and other countries. The trademark "iPhone" is used in Japan with a license from Aiphone K.K. Use of the Works with Apple badge means that an accessory has been designed to work specifically with the technology identified in the badge and has been certified by the developer to meet Apple performance standards.



The Bluetooth® word mark and logos are registered trademarks owned by the Bluetooth SIG, Inc. and any use of such marks by DEI Sales, Inc. is under license. Other trademarks and trade names are those of their respective owners.



The Wi-Fi CERTIFIED logo is a registered trademark of the Wi-Fi Alliance. Wi-Fi Certification provides assurance that the device has passed the interoperability test conducted by the Wi-Fi Alliance, a group that certifies interoperability among wireless LAN devices.



Manufactured under license from Dolby Laboratories. Dolby, Dolby Audio, and the double-D symbol are trademarks of Dolby Laboratories Licensing Corporation.



The terms HDMI, HDMI High-Definition Multimedia Interface, HDMI trade dress and the HDMI Logos are trademarks or registered trademarks of HDMI Licensing Administrator, Inc.



App Store® is registered in the U.S. and other countries.



Google Play and the Google Play logo are trademarks of Google LLC.



DENON®

www.denon.com

Printed in Vietnam 5411 12090 00AS
© 2024 Masimo. All Rights Reserved.